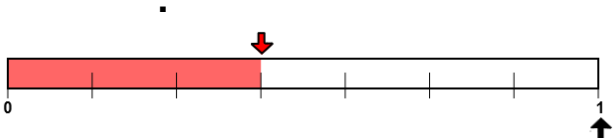
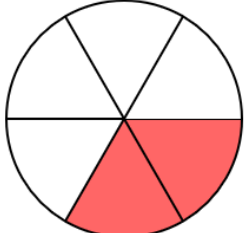
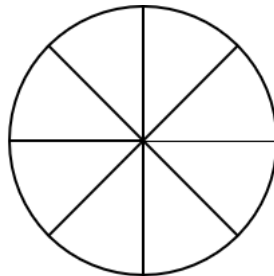


PLACEMENT EXAMPLES

Please refer to the IDENTIFY FRACTIONS unit.

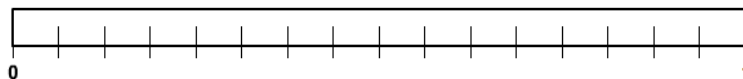
FRACTION	Number of selected (red) parts	Number of parts in whole circle	Write the number symbol for this fraction	Write the word name for this fraction
<p>1.</p> 				
<p>2.</p> 				

3.

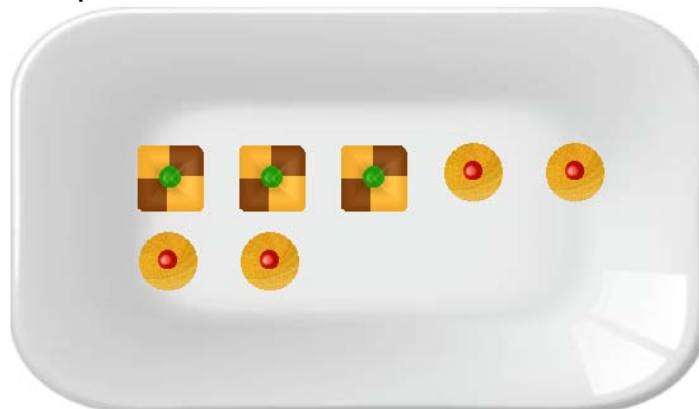


$\frac{5}{8}$ Shade the indicated fraction

4. Shade $\frac{9}{16}$ of the distance from 0 to 1.

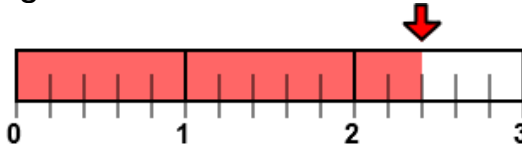


5. What fraction of the cookies are square?



Please refer to the **RENAME FRACTION TO MIXED** unit.

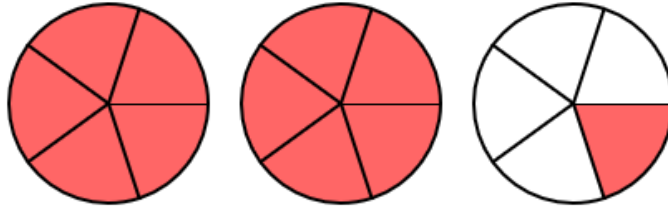
6. Complete the sentence by writing in mixed form.



FRACTION FORM

$$\frac{12}{5} =$$

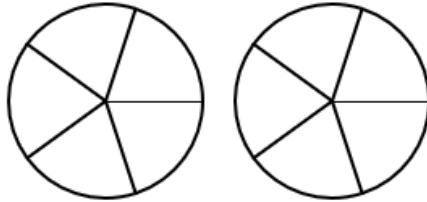
7. Complete the sentence by writing in mixed form.



FRACTION FORM

$$\frac{11}{5}$$

8. Shade the fraction and write in mixed or whole form.



FRACTION FORM

$$\frac{9}{5}$$

9. Shade the fraction and write in mixed or whole form.



FRACTION FORM

$$\frac{13}{4} =$$

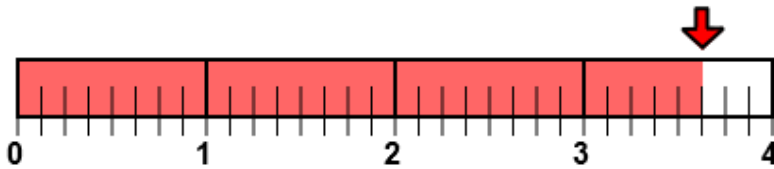
10. Complete the sentence by writing in mixed form.

FRACTION FORM

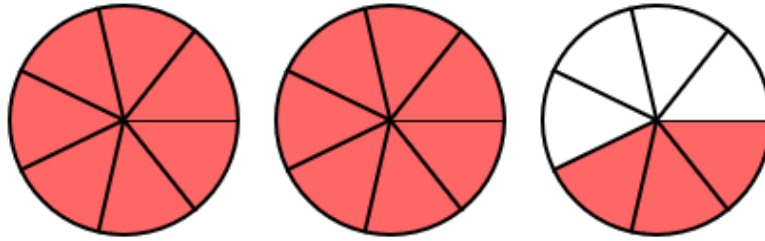
$$\frac{11}{5} =$$

Please refer to the **RENAME MIXED TO FRACTION** unit.

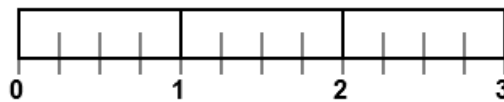
11. Write the fraction form numeral.



12. Write the fraction form numeral.



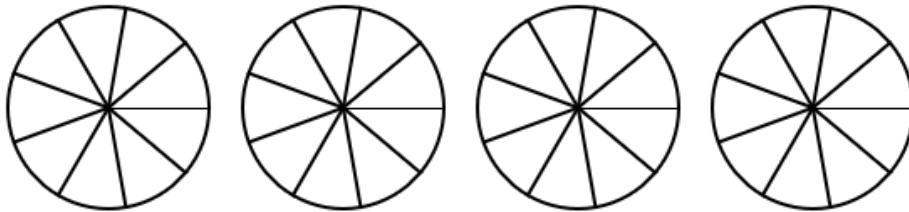
13. Shade the indicated fraction and write in fraction form.



WHOLE OR MIXED FORM

$$2 \frac{3}{4}$$

14. Shade the indicated fraction and write in fraction form.



WHOLE OR MIXED FORM

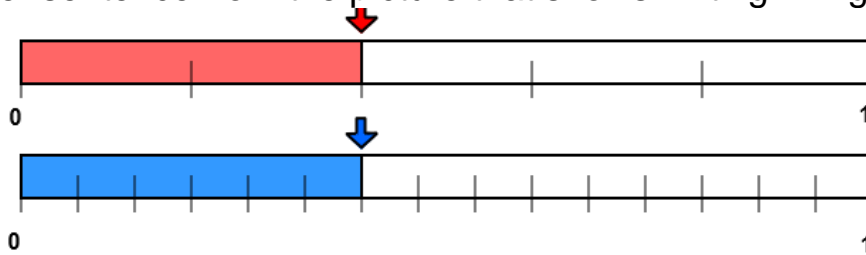
$$3 \frac{5}{9}$$

15. Write in fraction form.

$$4 \frac{1}{5} =$$

Please refer to the **RENAME TO HIGHER TERMS** unit.

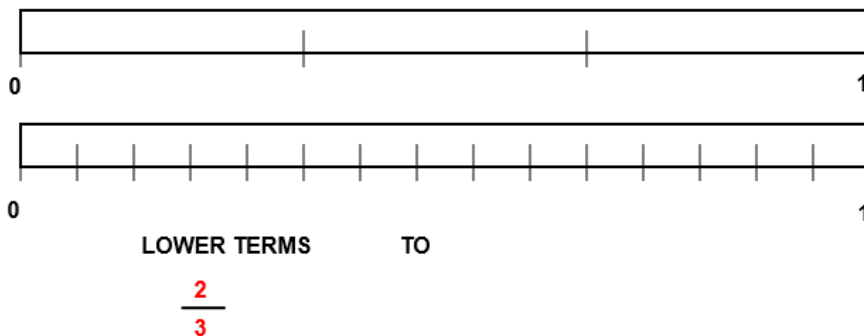
16. Write a number sentence from the picture that shows writing in higher terms.



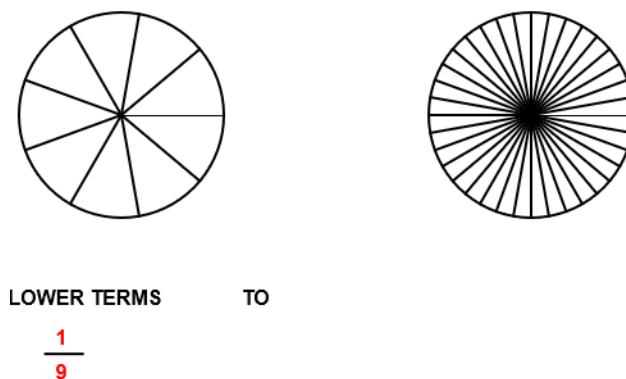
17. Write a number sentence from the picture that shows writing in higher terms.



18. Shade the indicated fractions and write in higher terms.



19. Shade the indicated fractions and write in higher terms.

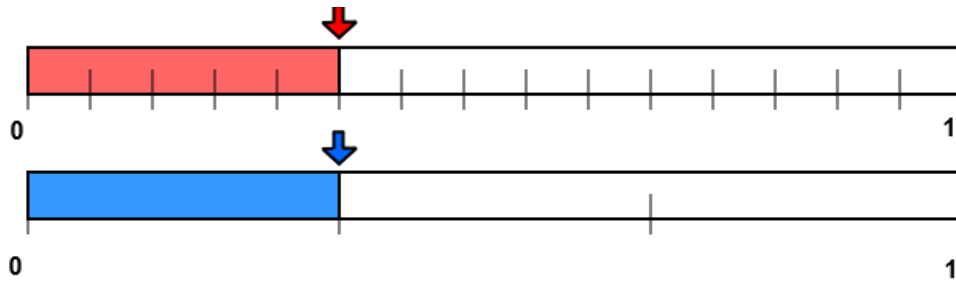


20. Complete the following sentence.


$$4/9 = ?/27$$

Please refer to the **RENAME TO LOWEST TERMS** unit.

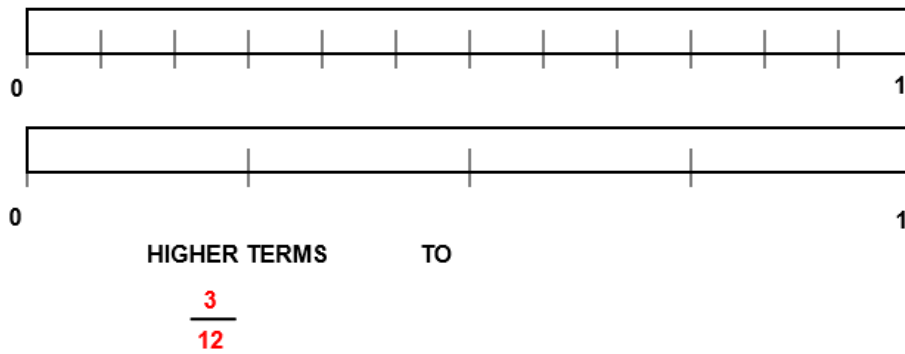
21. Write a number sentence from the picture that shows writing in lowest terms.



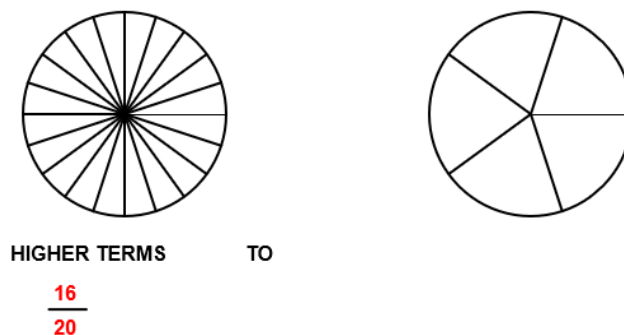
22. Write a number sentence that describes the picture.



23. Shade the indicated fractions and write in lowest terms.



24. Shade the indicated fractions and write in lowest terms.

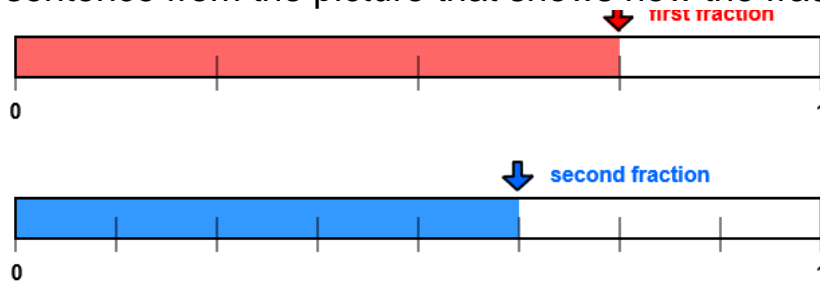


25. Complete the sentence by writing in lowest terms.

$$\frac{8}{16}$$

Please refer to the COMPARE unit.

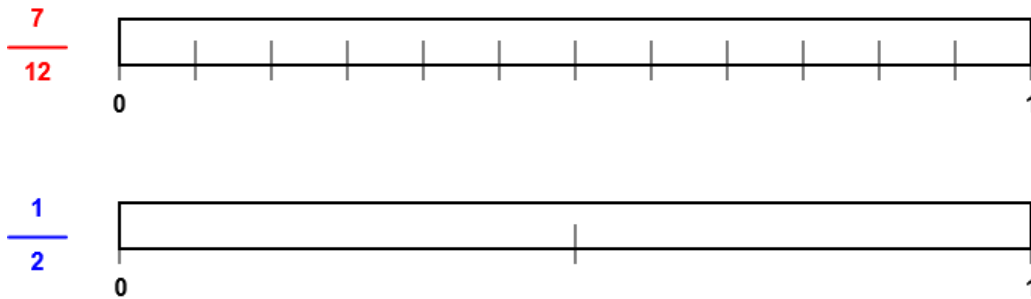
26. Write a number sentence from the picture that shows how the fractions compare.



27. Write a number sentence from the picture that shows how the fractions compare.



28. Shade the indicated fractions and write a sentence that shows how the fractions compare.



29. Shade the indicated fractions and complete the sentence that shows how the fractions compare.



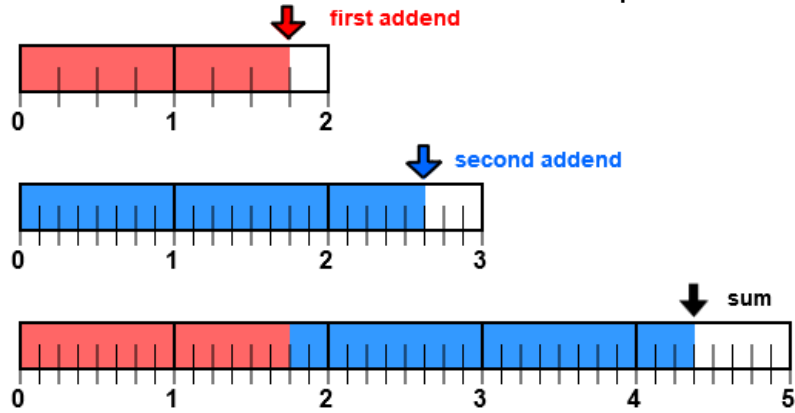
30. Complete the number sentence using the symbols $<$, $=$, $>$.

$$\frac{7}{12} \quad \frac{1}{2}$$

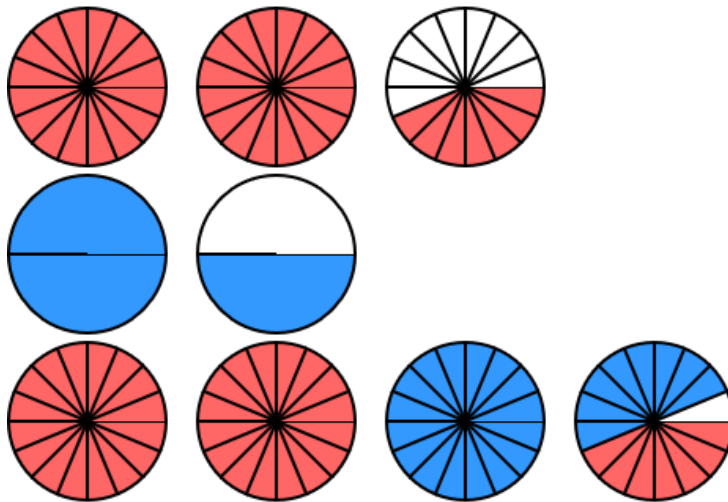
$$\frac{5}{16} \quad \frac{1}{4}$$

Please refer to the ADD unit.

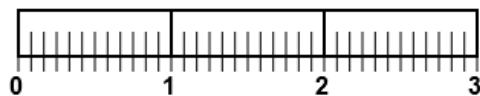
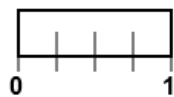
31. Write an addition number sentence that describes the picture.



32. Write an addition number sentence that describes the picture.

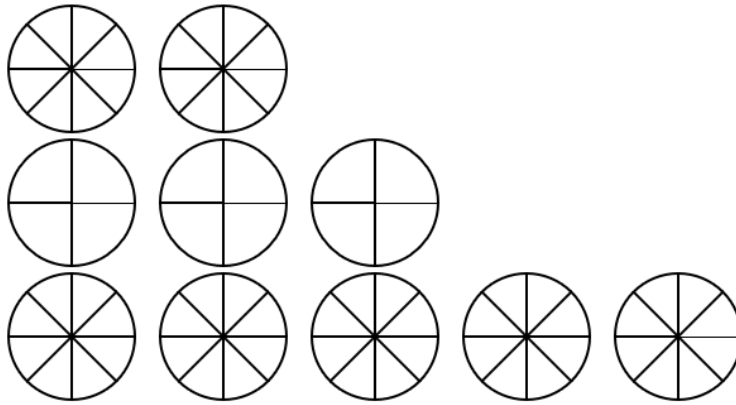


33. Shade the addends and the sum and complete the number sentence.



$$1 \frac{5}{6} + \frac{3}{4}$$

34. Shade the addends and the sum and complete the number sentence.



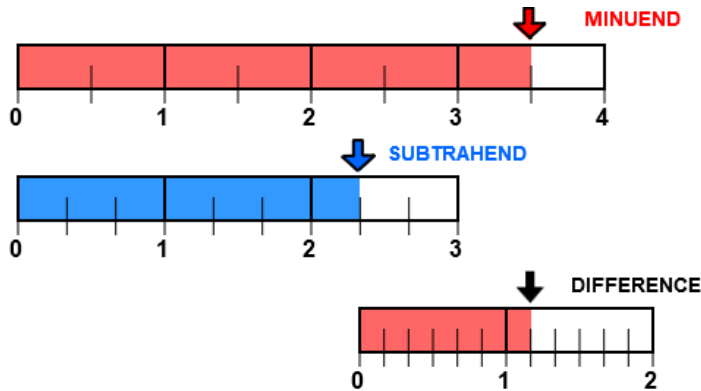
$$1 \frac{7}{8} + 2 \frac{1}{4}$$

35. Complete the number sentence by finding the sum.

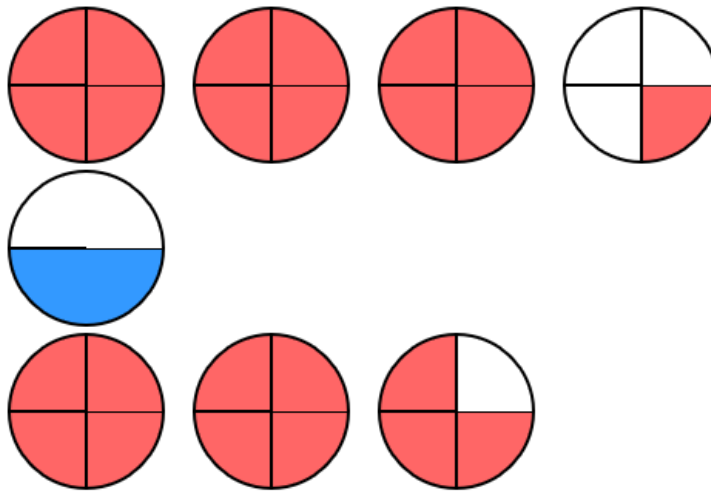
$$3 \frac{2}{5} + 2 \frac{1}{3}$$

Please refer to the **SUBTRACT** unit.

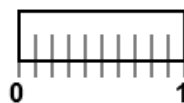
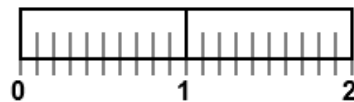
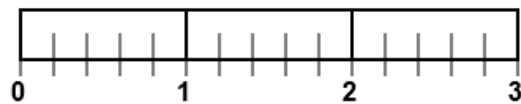
36. Write a subtraction number sentence that describes the picture.



37. Write a subtraction number sentence that describes the picture.

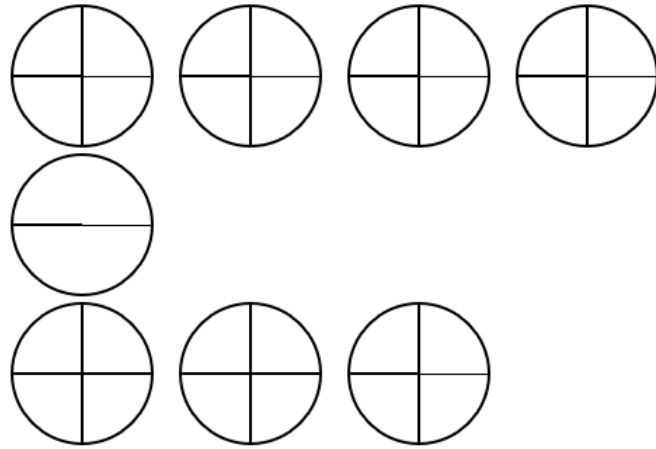


38. Shade the minuend, the subtrahend, and the difference. Then complete the number sentence.



$$2 \frac{1}{5} - 1 \frac{3}{10}$$

39. Shade the minuend, the subtrahend, and the difference. Then complete the number sentence.



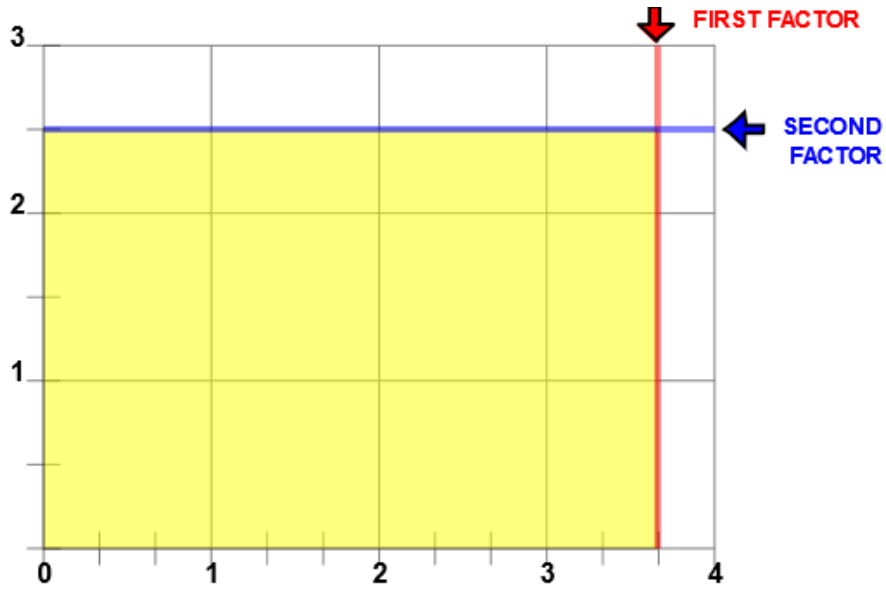
$$3 \frac{1}{4} - \frac{1}{2}$$

40. Complete the number sentence by finding the difference.

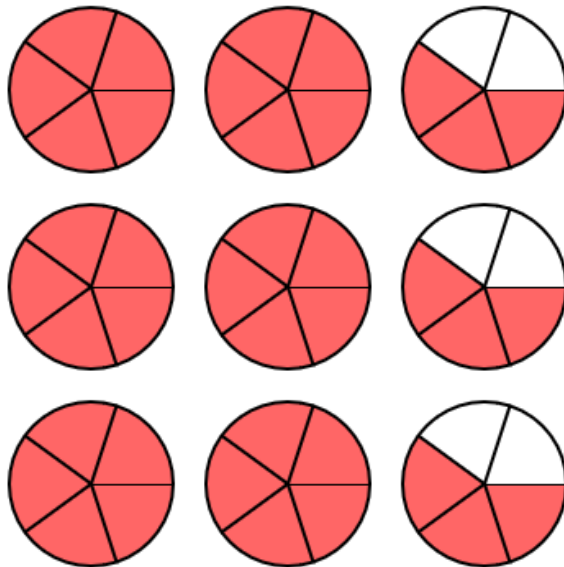
$$2 \frac{7}{8} - 1 \frac{1}{4}$$

Please refer to the **MULTIPLY** unit.

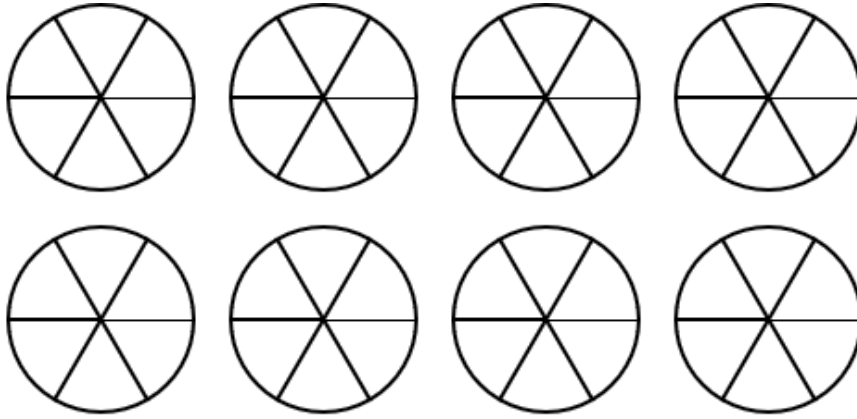
41. Write a multiplication number sentence that describes the picture.



42. Write a multiplication number sentence that describes the picture.

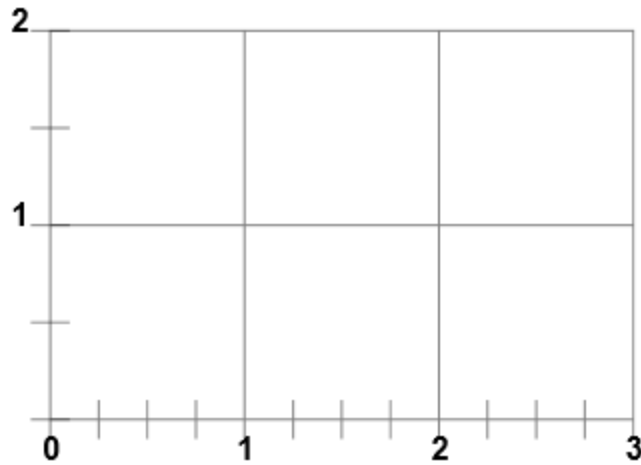


43. Shade the product. Then complete the number sentence.



$$3 \frac{5}{6} \times 2$$

44. Shade the product. Then complete the number sentence.



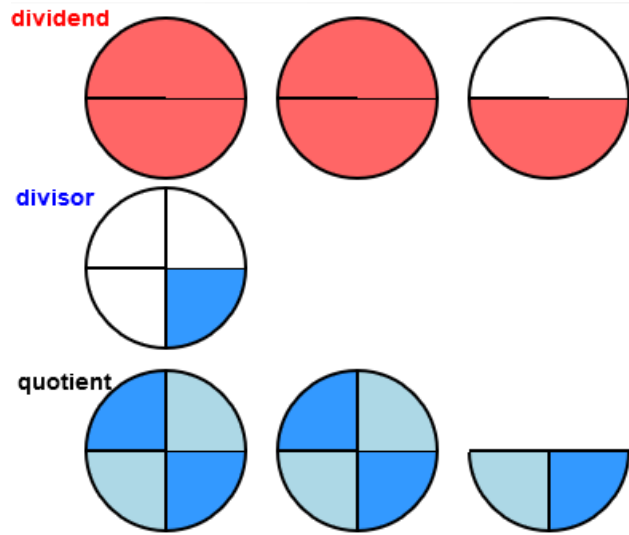
$$2 \frac{3}{4} \times 1 \frac{1}{2}$$

45. Complete the number sentence by finding the product.

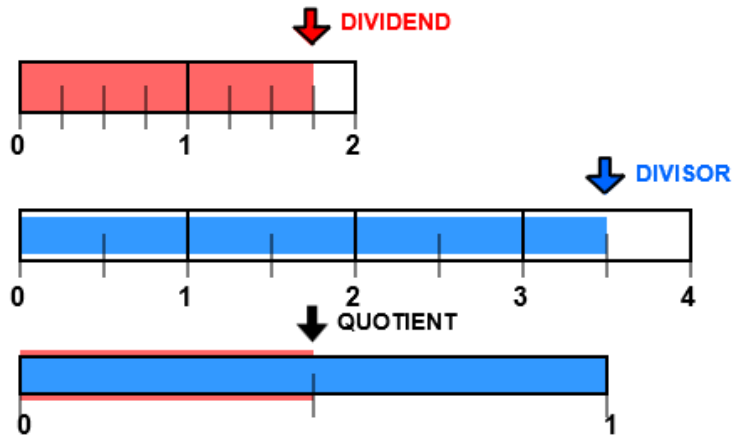
$$3 \frac{3}{5} \times 2 \frac{3}{10}$$

Please refer to the **DIVIDE** unit.

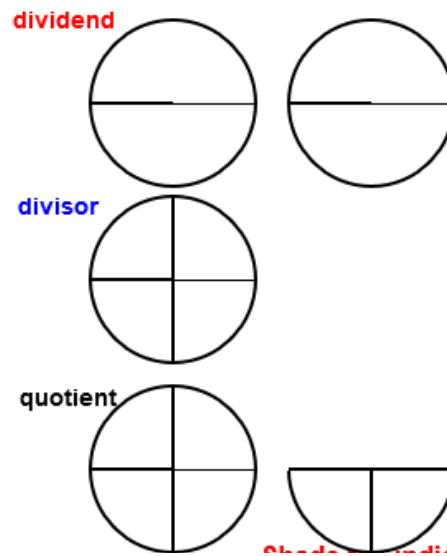
46. Write a division number sentence that describes the picture.



47. Write a division number sentence that describes the picture.


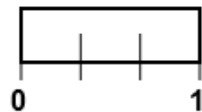
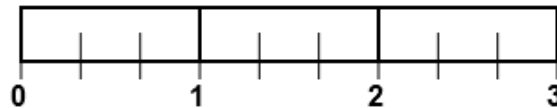


48. Shade the dividend, divisor, and quotient. Then complete the number sentence.



$$1 \frac{1}{2} \div \frac{1}{4}$$

49. Shade the dividend, divisor, and quotient. Then complete the number sentence.



$$2 \frac{2}{3} + \frac{2}{3}$$

50. Complete the number sentence by finding the quotient.

$$1 \frac{2}{5} + 3 \frac{1}{5}$$